



**District Report Card: 2017**


<b>State:</b> Gujarat	<b>District:</b> Panch Mahals
<b>Class:</b> 8	<b>Subject:</b> Language
<b>Schools:</b> 51	<b>Students:</b> 1261


**Participation/Coverage**


**Students**

<b>GENDER</b> 	Boys		Girls	
	Number	%	Number	%
	615	48.77	646	51.23

<b>AREA</b> 	Rural		Urban	
	Number	%	Number	%
	1127	89.37	134	10.63

<b>CATEGORY</b> 	SC		ST		OBC		GEN	
	Number	%	Number	%	Number	%	Number	%
	35	2.78	309	24.50	866	68.68	51	4.04

<b>CWSN</b> 	LD	VI	HI	S&LD	ID	Oth
	1	0	1	1	1	1

<b>Management</b> 	Government		Government-aided	
	Number	%	Number	%
	1146	90.88	115	9.12

**Average Performance of Students in Language (%)**

Overall	Gender		Area		Management		Social Group			
	Male	Female	Rural	Urban	Govt.	Aided	SC	ST	OBC	GEN
70.77	69.33	72.15	70.95	69.30	71.15	67.07	66.86	67.42	71.99	73.20

### Performance on Learning Outcomes (LOs)

Learning Outcomes	Description	Average Performance(%)
L813	Read textual/non-textual materials with comprehension and identifies the details, characters, main idea and sequence of ideas and events while reading	70.77

Range of Performance of Students who Answered Correctly							
Below 30%		30% - 50%		50% - 75%		Above 75%	
Number	%	Number	%	Number	%	Number	%
90	7.14	134	10.63	412	32.67	625	49.56

### Lowest Performing Learning Outcomes (LOs)

1 - Read textual/non-textual materials with comprehension and identifies the details, characters, main idea and sequence of ideas and events while reading (70.77)